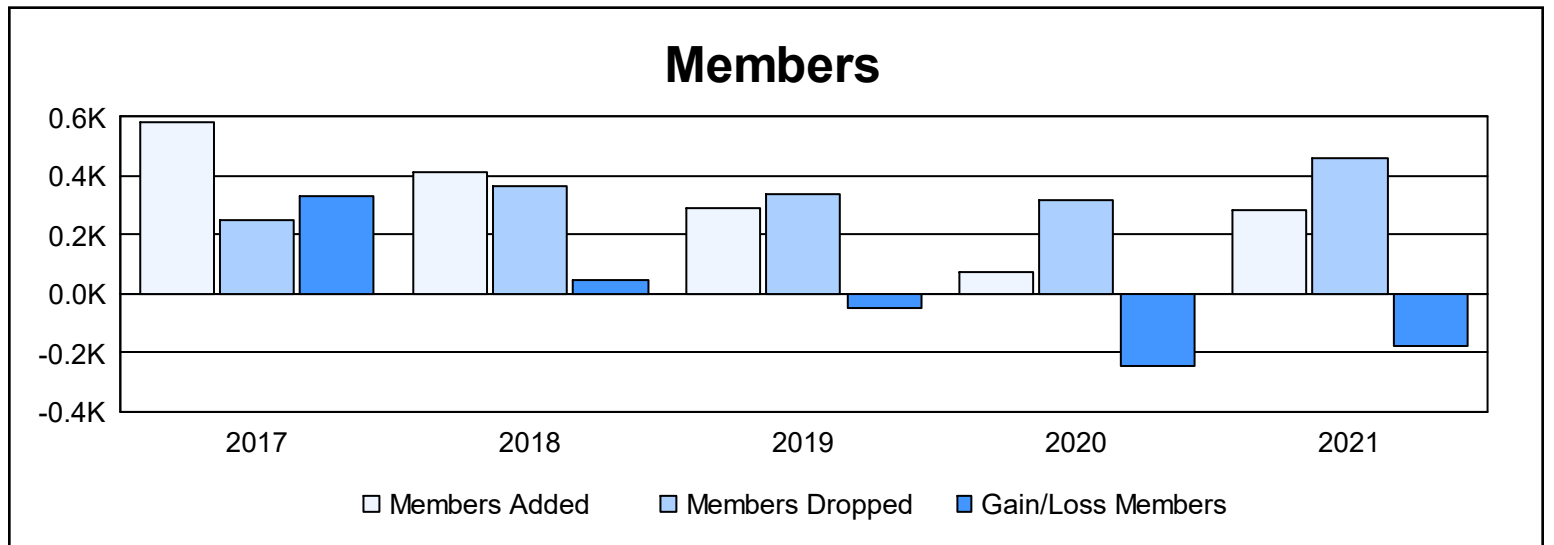
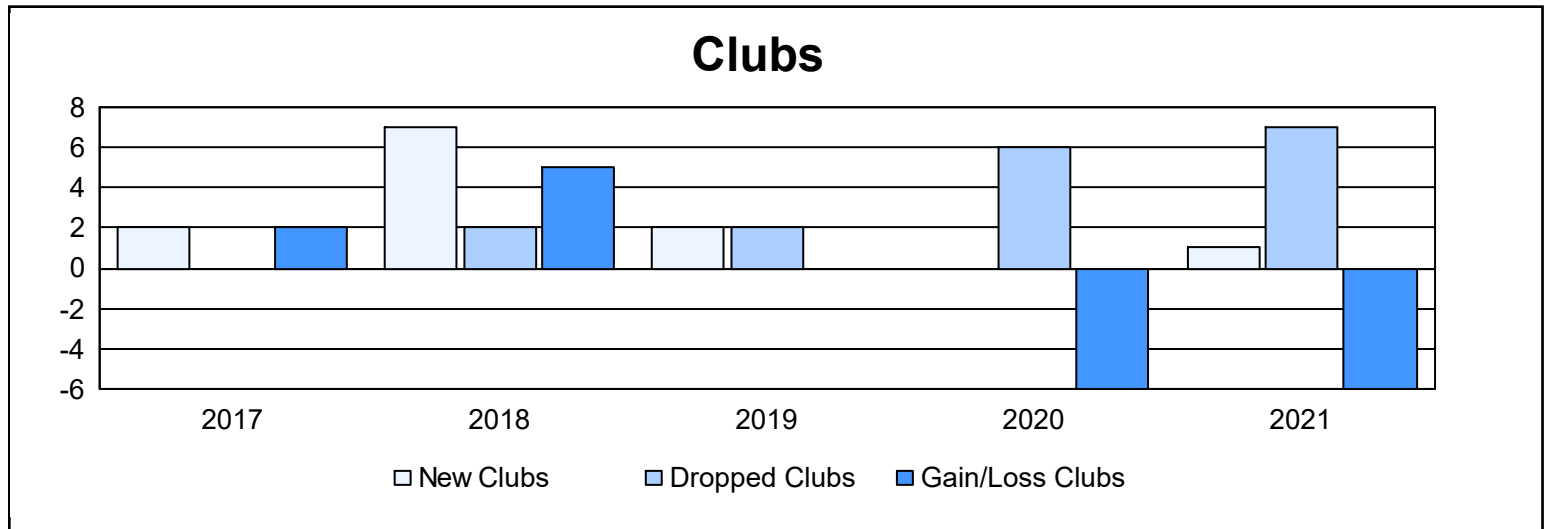
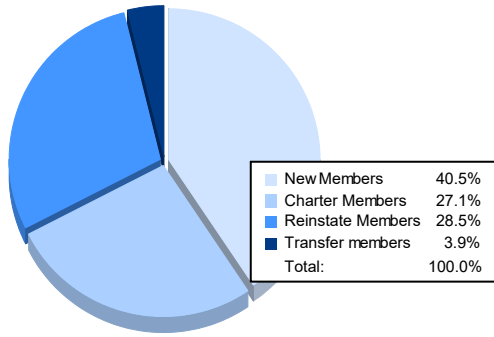


| Year | New Clubs | Dropped Clubs | Gain/ Loss Clubs | New Members | Charter Members | Reinstate Members | Transfer Members | Total Member Added | Total Members Dropped | Gain/ Loss Members |
|----------------|-----------|---------------|------------------|-------------|-----------------|-------------------|------------------|--------------------|-----------------------|--------------------|
| 2016-2017 | 2 | 0 | 2 | 490 | 75 | 20 | 1 | 586 | 253 | 333 |
| 2017-2018 | 7 | 2 | 5 | 229 | 156 | 23 | 3 | 411 | 367 | 44 |
| 2018-2019 | 2 | 2 | 0 | 193 | 50 | 42 | 6 | 291 | 340 | -49 |
| 2019-2020 | 0 | 6 | -6 | 52 | 7 | 9 | 8 | 76 | 320 | -244 |
| 2020-2021 | 1 | 7 | -6 | 115 | 77 | 81 | 11 | 284 | 460 | -176 |
| Average | 2 | 3 | -1 | 216 | 73 | 35 | 6 | 330 | 348 | -18 |



Membership Composition June 2021 Cumulative



Gender Composition June 2021 Cumulative

